


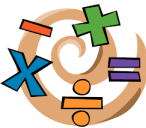




# Hanging Heaton C of E (VC) J & I School – Working at home work

Class/Year Group: Year 1

Week commencing: 15.6.20

Dear Parents/Carers, Please find below activities to support your child's continued learning at home. It is important during this time that we try to build on the learning that has taken place in school although we do realise that it is impossible to replicate school whilst home learning. The more children can keep up with their learning, the easier the transition back into school will be. We appreciate your support in this. **\*\* Don't forget the online phonics support available\*\***

Area	Monday	Tuesday	Wednesday	Thursday	Friday
<b>Reading</b>	At least 15 minutes	At least 15 minutes	At least 15 minutes	At least 15 minutes	At least 15 minutes
<b>English</b> 	You are going to create a monster! Draw a monster and colour it in. You might want to give your monster spikes on his back or three googly eyes! Write a description about your monster using lots of detail. What is their name? What do they eat? Are they friendly or mean? Where do they live?	Write a setting description of where your monster lives. You might want to create a fantasy island or a secret house in the woods. Use lots of description to explain what it looks like and the things that are there. Remember your finger spaces, capital letters and full stops.	What does your monster do every day? Write down the days of the week and a sentence or two explaining what he does each day. e.g.  Monday- Swamp King goes to school and learns how to scare grown ups. He eats worms for dinner and visits his Grandma Sully.	Your monster is going to have a party for all his monster friends! Can you create a party invitation for your monster to send out? It must include: Name of your monster friend Date and time Where the party is Dress code- your party could be fancy dress	<a href="https://spellingframe.co.uk/">https://spellingframe.co.uk/</a> Click on Year 1 and then Rule 46. Click on play and look at the spelling tiles games and then play the free Spelling Game
<b>Maths</b> 	Create a table with three headings (see below) Write the days of the week down the middle of your table under 'today.'  Starting with Monday, can you say what day it was yesterday and what day it will be tomorrow?	With help from a grown up, write out the months of the year. Cut them out and jumble them up. Can you put them back in the correct order?  Can you say which month your birthday is? Can you identify any important events in particular months? e.g. In December we celebrate Christmas	Draw yourself 8 clocks. Take care where you put the numbers 1 - 12. See example below. Here are 8 different times. Can you draw the hands on your clocks to show these times? Take care with your hour hand and minute hand.  2 o'clock, 4 o'clock, 9 o'clock, 11 o'clock. Half past 3, half past 6, half past 10, half past 12.	Draw clock faces showing what time you: Get up on a morning Have breakfast Go to school/start school work Have lunch Play with your toys Have your tea Get your pyjamas on Go to bed	Practise your mental maths challenge and ask your family to test you on it.  Keep chanting your 2x, 5x and 10x tables.
<b>Foundation subjects</b> 	<a href="https://www.bbc.co.uk/bitesize/clips/zsbkq6f">https://www.bbc.co.uk/bitesize/clips/zsbkq6f</a> Take a trip with Barnaby Bear to France. When you have watched it write a 'Day in the Life of...' diary entry from Barnaby Bear, detailing what he has learnt about life in France.	 Wallpaper or wrapping paper is often just made up of one pattern repeated over and over again. Can you have a go at making a piece using one simple picture and copying it?	<a href="https://www.bbc.co.uk/games/embed/galaxy">https://www.bbc.co.uk/games/embed/galaxy</a> = <a href="https://www.bbc.co.uk/bitesize/articles/zfn7bscw">https://www.bbc.co.uk/bitesize/articles/zfn7bscw</a> Test your knowledge by going on the Plants games and Animal games. See if you can get as far as Silver.	What would your wonderful world look like if it was to be the best ever? What would it have in and what wouldn't it have in? If you were to create your perfect world what would it look like? Can you describe it and draw a picture of it?	We have all had a chance to find different qualities that we may not have realised we had. Have a chat with your family and see if you can identify these qualities in each other. You can do one on your own or even do a family one either by printing the form below or drawing lots of stars!

This week's spellings are: catch, match, fetch, witch, stitch, ditch, crutch, kitchen, Wednesday, Thursday

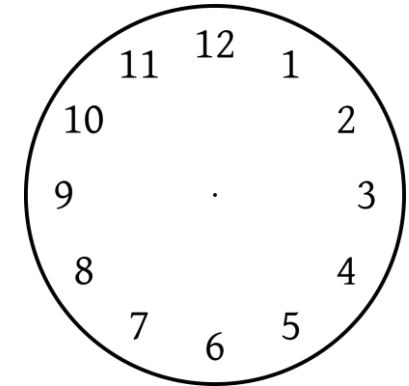
This week's mental maths challenge is quick fire months of the year and days of the week questions, what comes before Tuesday, after September, etc



# Days Of The Week

Yesterday and Tomorrow

Yesterday	Today	Tomorrow
	Wednesday	
	Friday	
	Sunday	
	Saturday	
	Tuesday	
	Thursday	
	Monday	



**What Special Qualities Have I Discovered?**

